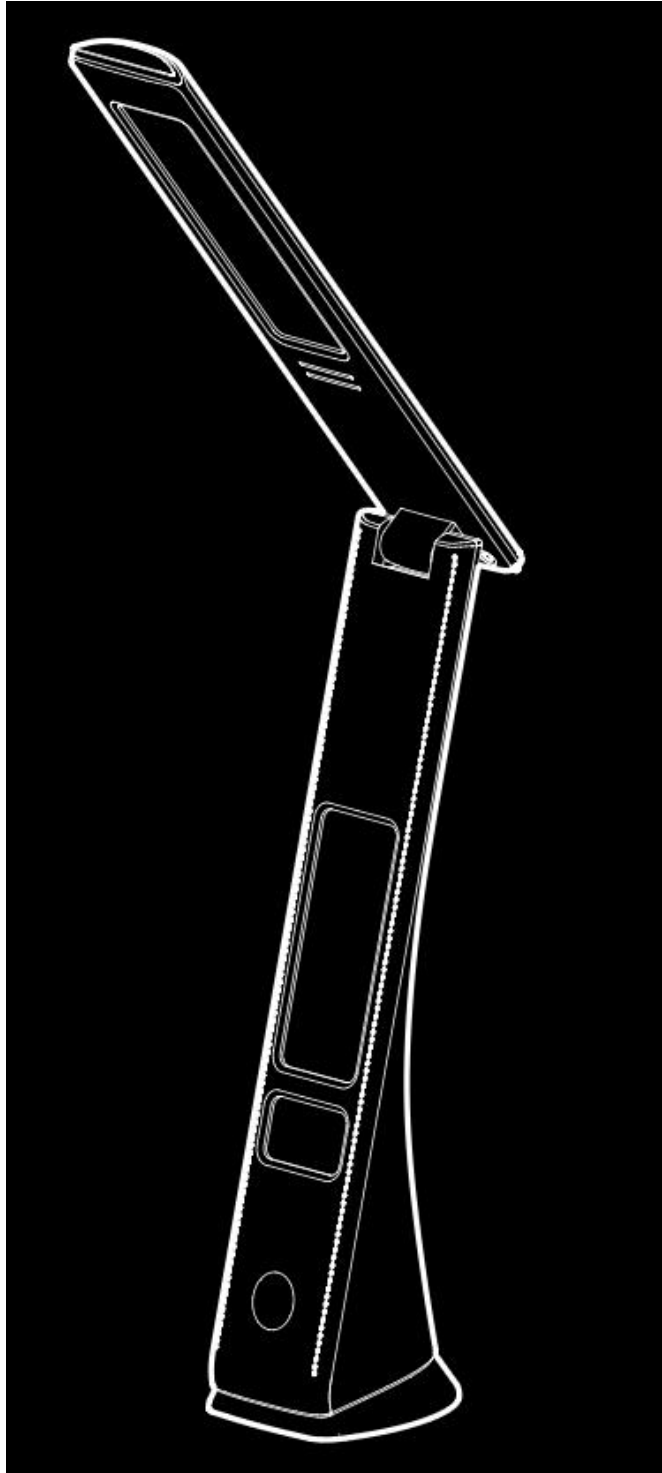




## LED small lamp Immax Cuckoo



**USER MANUAL**

## Time and date setting

In the normal mode, press the SET button and enter the date and time, by pressing the SET button repeatedly, you will set other values in the following order:

hours-minutes-year-month-day

By pressing the UP and DOWN buttons, you will set the required values.

If you don't press any button within 60 seconds, the setting will be confirmed and the time will be displayed.

## Alarm setting

In the normal mode, press the MODE button to set the alarm. In the alarm setting mode, press the SET button and enter the date and time, by pressing the SET button repeatedly, you will set other values in the following order:

hours-minutes-year-month-day

By pressing the UP and DOWN buttons, you will set the required values.

In the alarm setting mode, press the UP and DOWN buttons to open or close the snooze or the alarm, and press again to enter the following functions:

select the alarm - select the snooze - end the alarm and the snooze

The alarm will ring for one minute, turn it off by pressing the SET button or any other button.

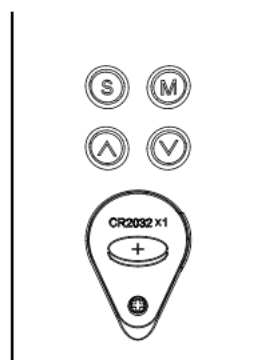
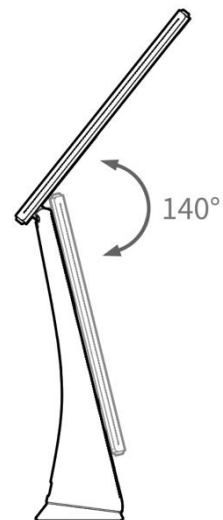
## Thermometer setting

In the normal mode, press the DOWN button to switch between degrees Fahrenheit (F) or degrees Celsius (C).

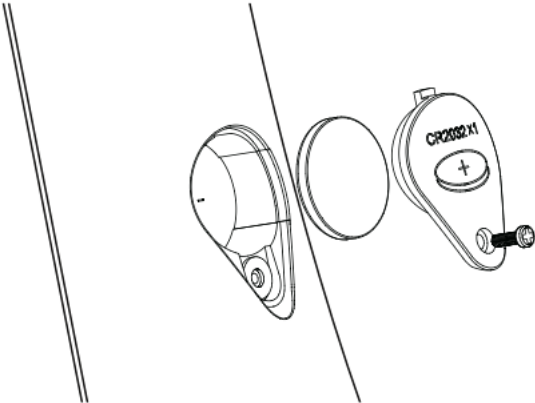
## Lamp's arm adjustment range

When adjusting the flexible arm, hold the base of the lamp with your hand

Adjustable range: 140° (excessive adjustment may cause damage)

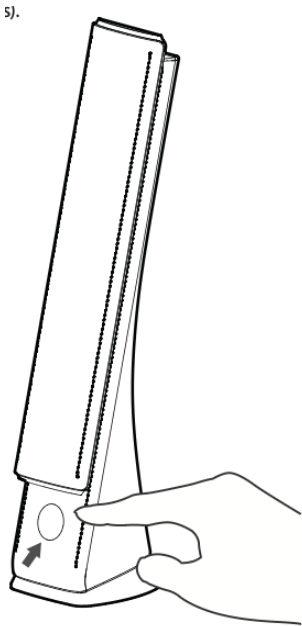


# Battery installation



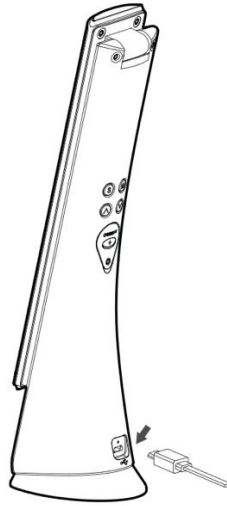
# Lamp functions

By tapping on the button, you will set the brightness of the light (sequence: soft light – medium – high brightness)



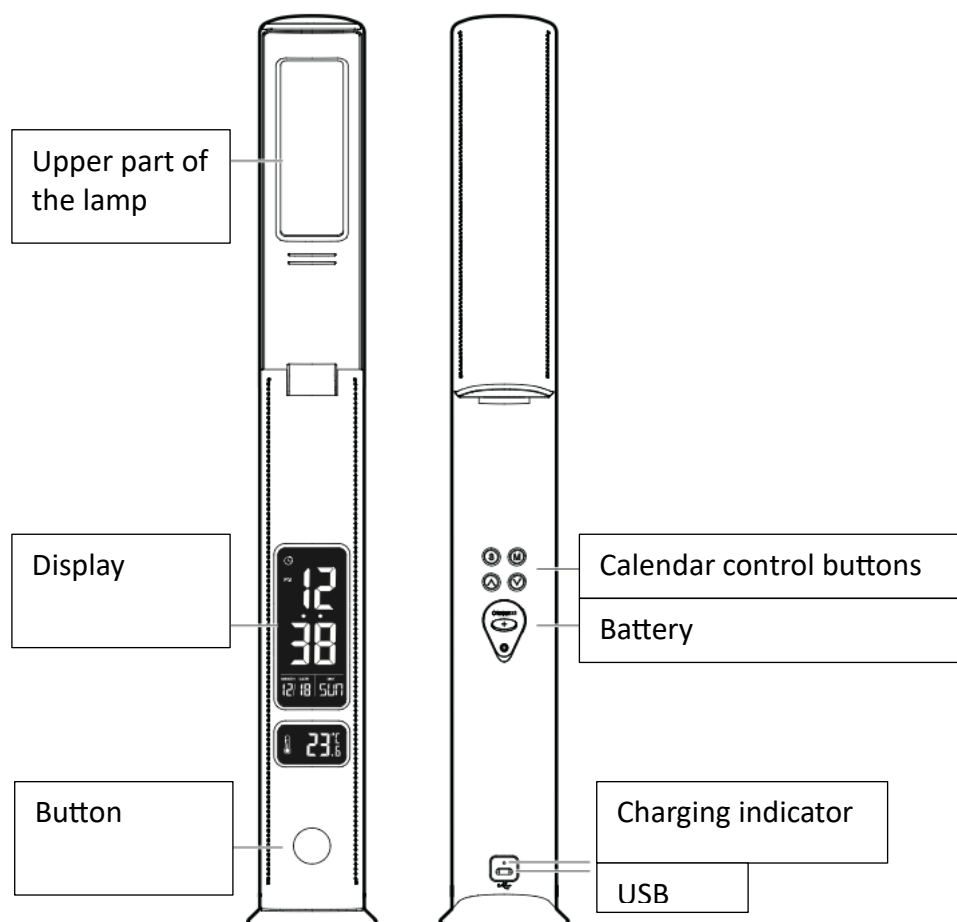
## Use

Built-in high-efficiency lithium battery, plug the micro USB cable into the socket on the back of the lamp's stand and plug the other end into the USB power adapter. When charging, the LED indicator lights up red, when fully charged it lights up green (the battery stops charging when you turn on the light, when the light turns off, the battery starts charging again).



## Product description

1. uniform and pleasant light for the eyes
2. high brightness and luminous flux thanks to the high-performance LED light source
3. elegant control thanks to a highly sensitive touch control
4. three levels of lighting brightness adjustment
5. energy-saving - saves up to 80% of electricity consumption
6. environmentally friendly - without mercury and lead, low ecological burden
7. without fragile glass components
8. long service life - up to 30 000 hours
9. high-resolution display



**Warning:**

- do not disassemble the lamp, it could lead to an electric shock
- only use the supplied original power adapter
- do not use the lamp in high temperatures or humidity
- do not look directly into the light source, it could damage your eyesight
- do not use the lamp if:
  - if the power cable is damaged
  - if the lamp is mechanically damaged or wet
  - if the lamp sparks or there's smoke coming out of it
  - if the lamp flashes